

AHRC Economic Impact Reporting Framework

This is the third annual Economic Impact Reporting Framework published by the AHRC. Economic impact reporting frameworks were implemented across all the Research Councils in 2005 and form part of the new Economic Impact Framework managed by the Department for Innovation, Universities and Skills. More information about the Economic Impact Framework can be found at: www.berr.gov.uk/dius/science/science-funding/framework/page9306.html

The economic impact reporting framework contains data on selected aspects of AHRC performance relevant to the Government's objectives for the UK science base.

1. Overall economic impacts
2. Knowledge generation (stock of publicly available knowledge)
3. Knowledge generation (human capital)
4. Investment in the research base and innovation
5. Framework conditions (public engagement)
6. Framework conditions (financial sustainability)
7. Knowledge exchange efficiency

The majority of indicators in this report were recorded in the previous Output 1 reporting framework, apart from those in knowledge exchange efficiency, the majority of which were captured in the previous Output 2 framework. The framework shows, where possible, the data for 2005/06, 2006/07 and 2007/08.

The Council's economic impact reporting framework should be read in conjunction with its 2007/08 Delivery Plan Report, found at www.ahrc.ac.uk/About/Policy/Pages/DeliveryPlan.aspx and Annual Report, found at www.ahrc.ac.uk/About/Policy/Pages/CorporateDocuments.aspx, which provide a comprehensive summary of achievements over the period.

Highlights:

- Case studies exploring the impact of AHRC investment are being undertaken to demonstrate the benefits of arts and humanities research to the UK economy. The outcomes of these case studies suggest that the economic impact delivered through a variety of formats, from product design to world-class exhibitions.
- The quality of UK arts and humanities research is noteworthy. The UK research community generates a substantial proportion of research articles in high quality, internationally significant journals. Our sample indicates that the UK is a close second to the US despite the huge difference between the two countries in the size of the research base.

- The AHRC is increasing its support for research funded through strategic initiatives, addressing issues of intellectual and wider cultural, social or economic urgency, and programmes run in collaboration with other Research Councils. The number of outputs from AHRC strategic initiatives has increased dramatically as the first strategic awards came to conclusion (see Table 2).
- The AHRC's first knowledge transfer awards were made in 2006/07. The AHRC is supporting and developing a wide range of activities that promote knowledge exchange, commercialisation and enterprise within the arts and humanities research sector. The AHRC is achieving a step change in knowledge exchange and knowledge transfer activities within the arts and humanities. The number of knowledge transfer awards co-funded with non-academics from the business, public and charity sectors has increased by over 100% from 2005/6 to 2007/8.

Overall Economic Impacts

Research in the arts and humanities has a diverse range of economic impacts, including direct financial impacts from the development of new products from the design field, through to overseas income from world-class exhibitions. AHRC-funded research can also build social capital through shared and individual experiences resulting from research outputs, such as performances, compositions or exhibitions. Arts and humanities research also makes a valuable and unique contribution to our understanding of important social issues, and has the capacity to bring about significant innovations in the delivery of public services.

Since 2004 the AHRC has made significant progress in the assessment of the economic impact of its research, developing a sound understanding of the main mechanisms by which impact is generated, a methodological toolkit and robust evidence generated through independent assessments. The AHRC has undertaken to make a step change in its understanding and assessment of economic impact by setting up an 'Impact Task Force' in January 2008. This work will highlight the impacts of world class research in the arts and humanities on UK quality of life and the national innovation system.

The AHRC's work on economic impact assessment follows the approaches set out in HMT Green Book. The methods presented in the Green Book provide a basic toolkit for the assessment of the economic impact of publicly-funded research in the arts and humanities. The application of these methods has been tested through a series of independent impact case studies conducted by PricewaterhouseCoopers and Annabel Jackson Associates. These case studies demonstrate the diversity of research impacts and significant economic returns from arts and humanities research funded by the AHRC. Examples of these impact case studies are provided below.

Open Loop Solutions for Recycled Glass

The AHRC commissioned PricewaterhouseCoopers to undertake an economic impact case study on two linked research grant projects led by Professor James Roddis at Sheffield Hallam University. This project was concerned with the sustainable regeneration of recycled glass leading to translucent/transparent architectural structures. Details of this case study can be found at www.ahrc.ac.uk/FundedResearch/CaseStudies/Pages/ttura.aspx

The project team collaborated with local manufacturers, using recycled materials to develop a new value-added product. The final composite was an attractive, durable material manufactured under the trade name TTURA™. It typically consists of 85% recycled glass, consumer waste, building and automotive waste.

Following the success of the project, a research assistant on the Open Loop Solutions project set up the company Eight Inch Ltd to produce TTURA™. Eight Inch Ltd now receives commissions to use TTURA™ for public artworks and interior design. Eight Inch Ltd has won several international awards for their business and the product created.

The economic impact of this research includes a projected Gross Value Added for sales of TTURA™ in the range of £2.4 million to £3.2 million over 25 years and projected licensing income from intellectual property ranging from £530,000 to £930,000 over 25 years.

Design Against Crime Research Centre

The AHRC has commissioned PricewaterhouseCoopers to undertake an economic and social impact case study on the AHRC-funded research projects at the Design Against Crime Research Centre at Central St Martins College of Art and Design, University of the Arts London.

The centre has a strong and focused public value rationale. Its research generates greater understanding of how to tackle the public policy issue of crime, while also creating tested products that directly address this problem. It works in collaboration with several stakeholder organisations, provides guidance on crime reduction to various policy-making groups and has a number of commercial partners and sponsors.

The economic impacts of four AHRC-funded research grants, focussing on the problems of bag theft and bike theft are estimated to be £4.7 million p.a. in avoided costs and emotional stress, and several millions of pounds in commercial benefits as a result of sales from innovative 'design against crime' products.

Polynesian Visual Arts

The AHRC commissioned a case study on the impacts of one of its large research grants, the 'Polynesian Visual Arts' project, based at the Sainsbury Research Unit for the Arts of Africa, Oceania and the Americas at the University of East Anglia.

The project brought together the largest collection of Polynesian objects and documents from 1760 to 1860. This work was disseminated through a series of workshops, symposia and conferences, journal articles, a book and two major exhibitions. The project generated £8.1 million for the UK economy. Of this total, the two exhibitions generated £3.9 million for the London economy and £240,000 for the Norwich regional economy. Further details of this case study can be found at www.ahrc.ac.uk/FundedResearch/CaseStudies/Pages/polynesian.aspx

At Home in Renaissance Italy

The AHRC commissioned a case study of 'At Home in Renaissance Italy'. This major exhibition at the Victoria and Albert Museum provided an innovative 3D view of the Italian Renaissance home and was based on research from the AHRC Centre for the Study of the Domestic Interior.

The exhibition received 70,970 visitors, creating a ticket income of £251,057. The economic benefits, not including direct expenditure on tickets, books or exhibition sales, were calculated at £2.85 million to the London economy and £1.33 million to the UK economy. Further details on this impact case study can be found at www.ahrc.ac.uk/Documents/AHRC_Renaissance_Italy.pdf

Knowledge Generation (Stock of Publicly Available Knowledge)

Quality

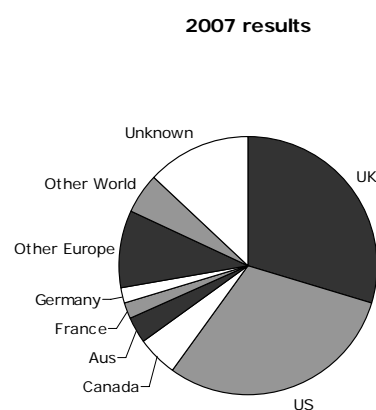
Journal citations do not provide a suitable metric for the quality and international standing of arts and humanities research. Instead, it has been agreed that the AHRC will develop a journals list from which a metric will be derived assessing the proportion of UK scholarly articles compared with the proportion of articles from other parts of the world. Peer reviewed journal articles accounted for approximately one third of submissions to the last RAE in the arts and humanities.

Since early 2005 the AHRC has been working with the European Science Foundation (ESF) to develop their European Reference Index for the Humanities (ERIH), an open access list of categorised and ranked international journals to serve the research community as a simple benchmarking tool and constitute the basis for the later development of a fully-fledged reference index. This project has involved extensive consultations with the academic community across Europe and initial lists in all subject areas were published last year followed by revised final lists in some areas. Category 'A'-rated journals (those deemed to be of international significance) from these lists have been cross-referenced with Thomson ISI Web of Knowledge listings to provide a sample of high quality peer-reviewed journals for analysis.

The results for this both years show that the UK had the second largest proportion of articles in the sample of high quality arts and humanities journals, only just behind the US.

Table 1: Proportion of UK arts and humanities journal articles published in sample of peer-reviewed quality journals in 2006 and 2007 (Jan-Dec)

Location of article authors' HEI	Proportion of sampled articles (%)	
	2006	2007
UK	27.3	29.8
US	32.6	30.2
Canada	4.2	4.9
Australia	3.1	3.4
France	1.8	1.8
Germany	2.3	2.1
Other Europe	8.7	9.6
Other World	5.0	5.1
Unknown	15.0	13.0



This is the second year that it has been possible to provide this journals-based metric. The sample had to be revised as last year journals were selected on the basis of their ratings from the initial draft ERIH lists some of which have now been revised and finalised resulting in some journals being downgraded. 2006 figures have been updated to reflect this sample. The sample framework will be reviewed again in the future and, if necessary, changes will be made accordingly.

Scale

The scale of knowledge generation arising from AHRC-funded research can be illustrated by the number of outputs recorded in final reports submitted by award-holders. The range and nature of outputs will vary depending on the nature and size of projects in question in any one year and can be categorized under the following headings:

- *Paper based* – book (both authored and edited) or book chapter; critical edition; journal article (in both refereed and non-refereed journals); conference paper; and catalogue for exhibition or other event
- *Performance and visual media* – exhibition or other presentation; performance, recording, film or broadcast; artefact or work of art; design; composition of score, choreography or creative writing
- *Electronic* – software development; database, dataset or digital archive; website; other electronic output
- *Conference and seminar* – facilitator or organiser for conference or seminar
- *Other* – other output from research

Results will vary according to the schemes run and awards made in any given year. Also, numbers will increase as more final reports are submitted and outputs quantified. In 2005/06 five of the AHRC's Research Centres came to the end of their awards. As significant five-year investments these awards collectively accounted for 677 outputs reported in 2005/06 (with the corresponding figure for 2006/07 and 2007/08 being zero, of course). Figures for 2006/07 and 2007/08 may have also been affected by more detailed reporting requirements introduced through the move from paper based final reporting to the Joint Electronic Submission (Je-S) system part way through 2006/07 (see table 2).

Table 2: Number of outputs recorded on final reports for Research awards ending in 2005-08

Type of output	2005/06		2006/07		2007/08	
	Number	Percentage of total	Number	Percentage of total	Number	Percentage of total
Paper based	2,639	66.0	2,207	57.3	1,909	50.7
Performance and visual media	236	5.9	258	6.7	344	9.1
Electronic	165	4.1	280	7.3	296	7.9
Conference and seminar	875	21.9	1,012	26.3	1,148	30.5
Other	84	2.1	93	2.4	69	1.8
Total	3,999	-	3,850	-	3,766	-
Number of awards	457	-	526	-	456	-

The AHRC has identified issues of intellectual and wider cultural, social or economic urgency that it considers to be best supported by concentrated and coherent funding initiatives. Awards made through these strategic initiatives (included in the figures above) are now beginning to end and so outputs data is becoming available.

Table 3: Number of outputs recorded on final reports for Research awards in the Strategic Initiatives ending in 2006-8

Type of output	2005/06		2006/07		2007/08	
	Number	Percentage of total	Number	Percentage of total	Number	Percentage of total
Paper based	1	33.3	102	53.4	177	45.2
Performance and visual media	1	33.3	9	4.7	26	6.6
Electronic	1	33.3	31	16.2	58	14.8
Conference and seminar	-	-	47	24.6	120	30.6
Other	-	-	2	1.0	11	2.8
Total	3	-	191	-	392	-
Number of awards	1	-	22	-	32	-

Efficiency

Measures of the efficiency of knowledge generation are based on the number of recorded outputs arising from AHRC investment. Again, results will vary according to the schemes run and awards made in any given year. In 2005/06 five of the AHRC's Research Centres came to the end of their award (with the corresponding figure for 2006/07 and 2007/08 being zero, of course). As significant five-year investments these awards collectively accounted for 677 outputs reported in 2005/06. AHRC spend per output has been affected by the introduction of Full Economic Costs (FEC).

Table 4: Spend per output

	2005/06	2006/07	2007/08
Number of outputs recorded on final reports for research awards ending in financial year	3,999	3,850	3,766
Amount awarded for the above	£21,081,982	£23,974,730	£26,079,138
AHRC spend per output	£5,272	£6,227	£6,925
Number of outputs per £1m of AHRC spend	190	161	144

Knowledge Generation (Human Capital)

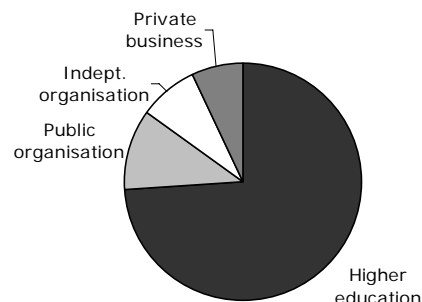
Career Tracking

In September 2006 the AHRC undertook a career tracking survey of 413 former AHRB Doctoral award-holders from 28 different institutions who started their award between 1997 and 2000 (prior to the creation of the AHRC). Among other information this survey identified the sector in which the former students were employed. This data demonstrates that the majority of former AHRB-funded PhD students develop careers within the higher education sector, while a significant proportion take the skills they develop into the public sector, independent organisations and private business. The overall unemployment rate was exceptionally low at 1.5%. A longitudinal follow-up to this study is planned. The final report of the career tracking survey can be found at www.ahrc.ac.uk/About/Policy/Documents/On_The_Right_Track.pdf

Table 5: Sector of currently employed former AHRB-funded PhD students in AHRC career tracking survey

Sector of employment	%
Higher education	74
Public organisation	11
Independent organisation	8
Private business	7

Further analysis of employment within the higher education sector	%
Senior academic – permanent	10
Other permanent academic post	1
Post-doctoral research	7
Lecturer – permanent	48
Research Fellow	6
Other fixed term academic post	20



Scale: Completion Rates

The HESA student record captures the number of PhD qualifications obtained each year and from this a figure can be derived for the total number of PhDs completed in the arts and humanities and in other disciplines. For interdisciplinary PhDs with subjects identified both within and outside the arts and humanities the figures are apportioned according to the balance of study (i.e. a PhD which is recorded as 50% within the arts and humanities and 50%

outside will be counted as 0.5 in each category). The data shows that, in both the number and proportion, PhDs completed in the arts and humanities continue to increase (see table 6).

Table 6: Number of PhD qualifications obtained from the HESA student record

Subject domain	PhDs completed in 2003/04 academic year	PhDs completed in 2004/05 academic year	PhDs completed in 2005/06 academic year
Arts and humanities	1,414.5	1,494.67	1,733.67
All other	7,597.5	7,741.33	8,299.33
Total	9,012	9,236	10,033
Arts and humanities %	15.7%	16.2%	17.3%

The annual AHRC submission survey records the submission and completion of AHRC-funded PhDs. From this data it is possible to calculate the number and rate of AHRC-funded PhDs submitted on time each year. The submission rate for AHRC-funded PhDs was maintained at around 80% in the latest survey.

Table 7: AHRC-funded PhD submission figures from annual submission survey

Subject domain	2005 survey	2006 survey	2007 survey
Number of PhDs due	634	611	566
Number of submissions	481	486	449
Submission rate	76%	80%	79%
Overall submission rate (including late submissions from previous two years)	75%	83%	78%

Diversity

Data collected each year on the age, gender and ethnicity of students accepting AHRC postgraduate awards provides demographic information relating to doctoral awards.

Table 8: Number of doctoral awards accepted by age and gender in the AHRC postgraduate competition

Age Group	2005 competition		2006 competition		2007 competition	
	Female	Male	Female	Male	Female	Male
Under 25	173	156	157	157	195	172
25 to 34	123	96	128	120	126	123
35 to 44	28	25	36	31	44	38
45-54	13	13	21	12	20	5
55 and over	2	3	7	4	7	3

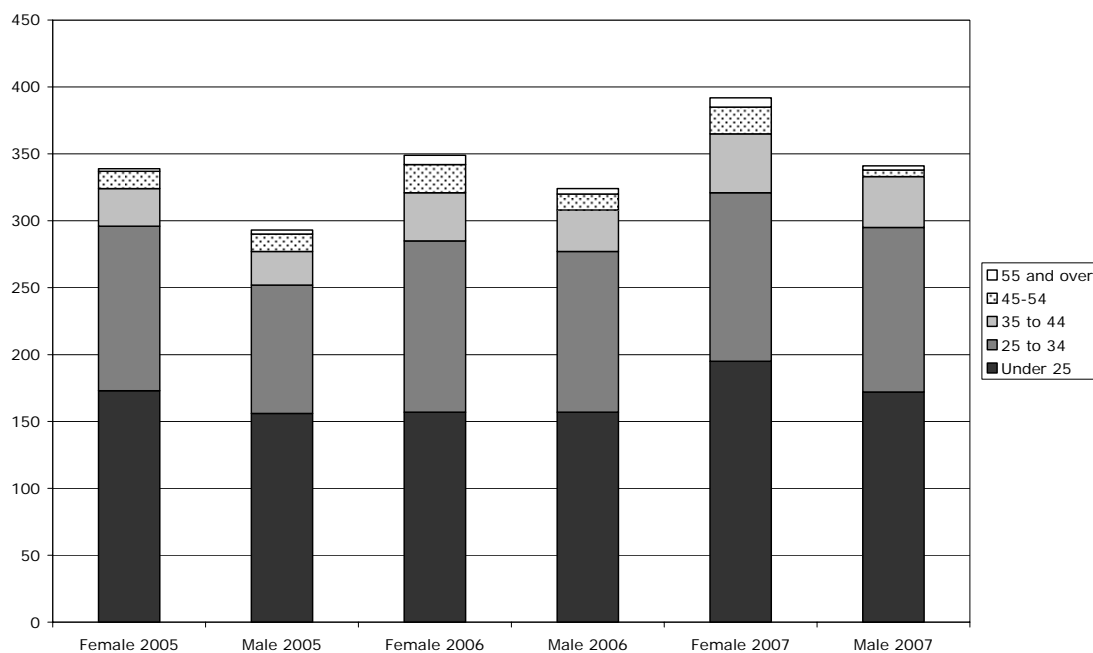


Table 9: Number of doctoral awards accepted by ethnicity in the AHRC postgraduate competition

Ethnicity	2005 competition	2006 competition	2007 competition
None specified	17	1	0
White	490	554	570
Mixed background	12	14	10
Asian or Asian British	9	6	6
Black or Black British	4	2	0
Chinese	0	0	4
Any other	1	5	1

Priority Areas

The level of postgraduate support for AHRC priority areas is indicated by the number of awards made in two schemes.

Collaborative Doctoral Awards: awards supported through this scheme encourage and develop collaboration between Higher Education Institutions and non-academic bodies, largely in the public sector and creative industries. They enhance the employment related skills and training gained by students during the course of their award. They also act as a key knowledge transfer and knowledge exchange mechanism (see table 10).

Table 10: Number of doctoral awards made in AHRC priority areas

Scheme	2005 competition	2006 competition	2007 competition
Collaborative Doctoral Awards	41	54*	66**

*including 5 awards in the Landscape and Environment strategic programme

**including 8 awards in the Religion and Society strategic programme

Efficiency

By dividing the annual AHRC postgraduate spend by the number of new postgraduate awards created in that year's competition, a notional figure for the efficiency of human capital generation is produced.

Table 11: Spend per postgraduate award

	2005/06	2006/07	2007/08
Total postgraduate spend	£33.51m	£37.06m	£40.73m
Number of new postgraduate awards	1,490	1,490	1,472
Spend per new postgraduate award created	£22,491	£24,872	£27,670

AHRC Research awards in certain schemes may have associated Post-Doctoral Research Assistants (PDRA). The number of PDRAs supported gives an indication of AHRC human capital generation. The increase in the number of new PDRAs funding demonstrates AHRC commitment to supporting early-career researchers.

Table 12: New PDRAs funded

	2005/06	2006/07	2007/08
New PDRAs funded through AHRC Research awards	135	202	244

Scale

The scale of the overall arts and humanities research landscape is illustrated by the number of research active staff identified in the RAE 2001.

Table 13: Arts and humanities UoAs in RAE 2001

Unit of Assessment	Total	4/5/5*	% of total
Law	1353	1271	94.0
American Studies	113	75	66.5
Middle Eastern and African Studies	129	120	92.8
Asian Studies	129	123	95.4
European Studies	559	411	73.6
Celtic Studies	92	83	90.6
English Language and Literature	1519	1351	88.9
French	446	411	92.2
German, Dutch and Scandinavian Languages	255	228	89.4
Italian	103	95	92.0
Russian, Slavonic and East European Languages	77	75	97.4
Iberian and Latin American Languages	208	190	91.7
Linguistics	210	139	66.1
Classics, Ancient History, Byzantine and Modern Greek Studies	347	315	91.0
Archaeology	483	412	85.4
History	1720	1553	90.3
History of Art, Architecture and Design	347	232	66.8
Library and Information Management	302	159	52.6
Philosophy	460	400	86.9
Theology, Divinity and Religious Studies	439	362	82.5
Art and Design	1669	1074	64.4
Communication, Cultural and Media Studies	359	162	45.3
Drama, Dance and Performing Arts	396	184	46.6
Music	486	357	73.5
Total	12200	9785	80.2

Research Careers and Diversity Unit

The research councils, through the RCUK Research Careers and Diversity Unit (RCDU) have collaborated with the Equality Challenge Unit on a mapping study of equality data in higher education. Jointly with the Higher Education Statistics Agency (HESA) and the funding councils, we are now working to fill the gaps and improve the data on which the research councils can draw in the future.

The Research Councils are also working together to obtain better information on the career paths followed by those who have completed research studies, to contribute to the evidence of outcomes from investments in research training and the impact of research graduates. An analysis of options for the collection of information relating to UK Doctoral Graduates reported in April 2008. Following the recommendation of the report, data will be gathered through an enhancement of HESA's survey of the destinations of leavers of higher education (DLHE), seeking responses from all the research graduates who responded to the 2005 DLHE survey, (shortly after their graduation). This will build a picture of their career path roughly 3 ½ years after graduation. The first results of the study will become available in May 2009 and will be drawn on in next year's EIRFs. The analysis will also inform future phases of the study as it follows doctoral graduates' career paths over a number of years.

In addition to HESA reports, the Research Councils will commission analysis to inform the higher education sector, policy development and graduates' decisions about their career options and this will be available in Autumn 2009.

Investment in the Research Base and Innovation

Total AHRC expenditure is shown along with the proportion spent on Research and Postgraduate awards.

Table 14: AHRC expenditure

	2005/06 (£000)	2006/07 (£000)	2007/08 (£000)
Total AHRC expenditure	83,702	98,592*	117,873**
Research awards	35,521 (42%)	45,365 (46%)	59,902 (51%)
Postgraduate awards	33,511 (40%)	37,060 (38%)	40,726 (36%)

*£90,256,000 of which is Departmental Expenditure Limit (DEL), the remainder coming from HEFCE and other sources

**£104,343,000 of which is Departmental Expenditure Limit (DEL), the remainder coming from HEFCE and other sources

The AHRC has identified issues of intellectual and wider cultural, social or economic urgency that it considers to be best supported by concentrated and coherent funding initiatives. Expenditure on these initiatives is shown below. The significant rise in expenditure in the last financial year demonstrates increased commitment to strategic and cross-council funding.

Table 15: Expenditure on AHRC strategic initiatives

Programme	2005/06		2006/07		2007/08	
	£	% of total	£	% of total	£	% of total
Cultures of Consumption	200,000	12.1	200,000	7.8	200,000	2.5
Designing for the 21 st Century	40,448	2.5	192,019	7.5	1,665,319	20.6
Diasporas, Migration and Identities Programme	337,061	20.5	636,769	24.9	2,314,262	28.6
Landscape and Environment Programme	59,752	3.6	491,629	19.2	1,915,472	23.7
Museums and Galleries Research Programme	-	-	112,060	4.4	167,476	2.1
Religion and Society	-	-	6,061	0.2	473,866	5.9
Beyond Text	-	-	-	-	131,470	1.6
Heritage Science	-	-	-	-	234,800	2.9
ICT in the Arts and Humanities	1,010,488	61.3	922,145	36.0	988,431	12.2
Total	1,647,749	-	2,560,683	-	8,091,096	-

The AHRC is involved with several cross council programmes which are run and funded in collaboration with other Research Councils.

Table 16: Expenditure on cross council programmes

Programme	2005/06		2006/07		2007/08	
	£	AHRC % of combined £	£	AHRC % of combined £	£	AHRC % of combined £
Nature of Creativity (ESRC/DTI)	-	-	120,769	68	-	-
Religion and Society (ESRC)	-	-	6,061	23	473,866	66
Designing for the 21 st Century (EPSRC)	40,448	46	192,019	40	1,665,319	51
Heritage Science (EPSRC)	-	-	-	-	234,800	78
Library of Congress Scholarships (ESRC)	18,000	77	29,563	72	67,250	73

Framework Conditions (Public Engagement)

Performance-based and Visual Media Outputs

AHRC awards ending in 2007/08 led to 344 performance-based or visual media outputs. These outputs include public performances and exhibitions, bringing the outcomes of AHRC-funded arts and humanities research to a public audience.

An example of this type of public engagement is highlighted in an AHRC case study of 'At Home in Renaissance Italy'. This major exhibition at the Victoria and Albert Museum provided an innovative 3D view of the Italian Renaissance home and was based on research from the AHRC Centre for the Study of the Domestic Interior. The exhibition received 70,970 visitors, creating a ticket income of £251,057. It included a series of related courses and events involving adult education, public lectures, schools outreach, family events and workshops for people with disabilities.

Strategic Programmes Public Engagement

Awards made in AHRC strategic programmes represent unique opportunities for public engagement. This is particularly demonstrated in the Diasporas, Migration and Identity programme, details of which can be found at www.diasporas.ac.uk

Many projects within the Diasporas, Migration and Identity programme have developed innovative collaborations with the communities that are the subject of their research. Some examples are below:

- *Devolving Diasporas: Migration and Reception in Central Scotland, 1980 to present* – activities include the establishment of international reading groups, with participants from the UK, India and Nigeria discussing novels with themes related to diaspora, and development of a theatrical adaptation of a novel with performances at a leading youth arts centre and on BBC Radio 4.
- *Making the Connections* – work is being undertaken with a self-organised African women's group to develop an arts/research project focussing on women's health, and a public online database of artists, with experience of working with refugees, asylum seekers and migrants, is being created.
- *From Diaspora to Multi-Locality: Writing British Asian Cities* – two city events in Manchester and Leicester were organised and held, not in academic institutions, but in a British-Asian business and community centre respectively. The events featured representatives from local educational, race equality, religious, business and media organisations and local people involved in sports, dance, poetry and business.

RCUK Projects

Science and Society Unit

The Research Councils worked collectively through the RCUK SIS unit to deliver the third UK Public Attitudes to Science Survey (funded by DIUS) which was published in January 2008 and provides valuable trend data about what the public thinks about science, scientists and science policy. For the first time, attitudes towards social science were also examined.

The Research Councils have invested significantly in supporting public engagement within HEIs through the development of the Beacons for Public Engagement scheme (£9.2M over four years, in collaboration with the funding councils and the Wellcome Trust). This initiative will pilot ways to improve reward, recognition and support for academics undertaking public engagement.

The Research Councils spent £1.2M collectively through the RCUK SIS unit in 2007/08, funding a range of initiatives including public dialogue, national school enrichment schemes which support the DCSF STEM programme objectives such as Researchers in Residence, and joint activity at science and arts festivals to open up RC-funded work to a broader audience.

Framework Conditions (Financial Sustainability)

Gershon Efficiency Savings

The AHRC contributed to the Research Councils' overall target to deliver £170 million in efficiency savings across four categories by 2007/08.

Table 17: AHRC Gershon savings

	2005/06 (£000)	2006/07 (£000)	2007/08 (£000)
Reducing the proportion of Research Council Expenditure Attributable to Administration Costs	59	45	87
Demonstrating the Effective Reprioritisation of Programme Spend	1,769	3,167	9,117
Increasing the Efficiency of Research Council Institutes	-	-	-
Growing the Level of Co-Funding of research	-	9	576
Total Cumulative Savings	1,828	3,221	9,780

Resource Enhancement Scheme

An evaluation review of the AHRC's Resource Enhancement scheme was conducted in 2005 with Council approving the following major recommendations:

- a new directed mode programme should be established for the enhancement of research resources of strategic value
- reprioritisation: the existing responsive-mode Resource Enhancement scheme should be phased out

Table 18: AHRC expenditure on Resource Enhancement scheme

	2005/06	2006/07	2007/08
Expenditure on Resource Enhancement	£6,567,000	£7,208,000	£5,927,000

Arts and Humanities Data Service (AHDS)

A review of the AHDS was conducted in 2007 with Council deciding to cease AHRC's share of funding at the end of 2007/08. Given the potential scenarios for future funding identified by the review, this decision will make estimated savings of up to £2m in the future.

Table 19: AHRC expenditure on AHDS

	2005/06	2006/07	2007/08
Expenditure on Resource Enhancement	£534,528	£548,961	£563,782

Knowledge Exchange Efficiency

Commercialisation of Research

The AHRC runs, supports or is involved with several schemes promoting knowledge exchange, commercialisation and enterprise. Most of these schemes have only recently begun and, although monitoring is in place, it is too early for outcomes to be assessed.

- *Knowledge Transfer Partnerships* - the AHRC sponsors the Knowledge Transfer Partnerships scheme, designed to harness academic expertise to solve business problems. The scheme sponsors partnerships between research organisations, businesses and recent graduates who are employed to work on a specific aspect of a business.
- *Knowledge Catalyst Scheme* - supports partnerships between universities and non-academic partners, such as businesses, charities, not-for-profit organisations and some publicly funded bodies. The scheme aims to exploit the research base in the arts and humanities for commercial and/or cultural gain.
- *Knowledge Transfer Fellowships* - supports academics to undertake a programme of knowledge transfer activity. The project should be planned around an existing piece of arts or humanities research with potential to make a significant difference beyond academia.
- *AHRC/BBC Knowledge Exchange Partnership* - intended to support individual or teams of arts and humanities researchers and BBC Future Media and Technology staff to work together on collaborative research and knowledge exchange projects.
- *Collaborative Doctoral Awards* - supports collaborations between Higher Education Institution departments and non-academic bodies, and enhances the employment related skills research students gain during the course of their award.
- *Professional Preparation Masters Scheme* - provides funding for full and part-time study on Master's or Postgraduate Diploma courses that focus on developing skills and competencies for professional practice.

The increase in the number of awards made, the number of partnership organisations involved and the expenditure on these programmes demonstrates a step-change in Knowledge Transfer activity in the arts and humanities.

Table 20: Awards and expenditure in AHRC schemes to promote commercialisation and enterprise (A – number of awards made, PO – number of partnership organisations, £ – AHRC expenditure)

Scheme	2005/06			2006/07			2007/08		
	A	PO	£	A	PO	£	A	PO	£
Knowledge Transfer Partnerships	4	4	†	11	11	25,196	5	5	203,406
Knowledge Catalyst Scheme	-	-	-	2	2	†	13	13	89,171
Knowledge Transfer Fellowships	-	-	-	8*	-	-	7	-	575,779
AHRC/BBC Knowledge Exchange Programme	-	-	-	-	-	-	8	8‡	145,281††
Collaborative Doctoral Awards	41	32	318,996	54**	43	1,143,680	66**	53	2,289,456
Professional Preparation Masters Scheme	348	-	3,516,345	349	-	3,516,101	327	-	3,888,172
Total	393	36	£3,835,341	424	56	£4,684,977	426	79	£7,191,256

*the AHRC made 8 awards in this scheme during 2006/07 which commenced in 2007/08

**including 5 awards in the Landscape and Environment strategic programme (2006/07) and 8 awards in the Religion and Society strategic programme (2007/08)

†awards were made in the stated year with funding starting in the next year

††this funding is matched by the BBC

‡these were 8 different partners within the BBC

The number of awards co-funded with external partnership organisations (non-academic or Research Councils) in the following collaborative programmes also demonstrates the AHRC's commitment to increase Knowledge Transfer activities across the arts and humanities.

Table 21: Awards co-funded with external partnership organisations for relevant AHRC schemes

(A – number of awards made, PO – number of partnership organisations)

Scheme	2005/2006		2006/2007		2007/2008	
	A	PO	A	PO	A	PO
Knowledge Transfer Partnerships	4	4	11	11	5	5
Knowledge Catalyst Scheme	-	-	2	2	13	13
AHRC/BBC Knowledge Exchange Programme	-	-	-	-	8	8†
Collaborative Doctoral Awards*	41	32	54**	43	66**	53
Total	45	36	67	56	92	79

*the Collaborative Doctoral Awards scheme asks non-academic partner organisations to contribute £1,000.00 towards the research project. However this is not mandatory and partner organisations can demonstrate other types of contributions they will bring to the project, rather than providing funds.

**including 5 awards in the Landscape and Environment strategic programme (2006/07) and 8 awards in the Religion and Society strategic programme (2007/08)

†these were 8 different partners within the BBC

The RCUK Business Plan Competition provides researchers who have ideas with commercial potential the skills, knowledge and support needed to develop a first-rate business plan. This is provided through expert trainers, coaches and mentors.

Table 22: AHRC submissions or joint-submissions to the RCUK Business Plan Competition (run every two years)

	2005/06	2007/08
Outline proposals	26	23
Five page plans	10	18
Full plans	8	10
Final shortlist	1	0

Awards made through the AHRC's Knowledge Transfer Catalyst scheme are now beginning to end and so outputs data is becoming available.

Table 23: Number of outputs recorded on final reports for KT Catalyst awards ending in 2007/08

Type of output	2007/08	
	Number	Percentage of total
Paper based	4	30.8
Performance and visual media	4	30.8
Electronic	4	30.8
Conference and seminar	1	7.7
Other	0	0.0
Total	13	-
Number of awards	3	-

The representation of external members on AHRC Committees provides further links for knowledge exchange and a valuable input to the development of AHRC strategy in this area. Twenty eight per cent of members are from business, charity or public sectors.

Table 24: Representation of external members (non-academic or Research Council members) on all AHRC Committees

Committee	Members	External members
AHRC Council	14	(36%) 5
Postgraduate Committee	9	-
Research Committee	9	-
Knowledge and Evaluation Committee	10	(60%) 6
Museums and Galleries Committee	8	(63%) 5
Audit Committee	5	(60%) 3
Nominating Committee	9	-
Remuneration Committee	4	-
Total	68	(28%) 19

Scale: Collaborative Research

The volume of collaborative research funded by the AHRC is indicated by the proportion of AHRC Research awards reporting interactions with a non-academic individual or organisation. The proportion of collaborative research projects shows a steady increase from 2005/06 to date.

Table 25: Proportion of AHRC Research awards reporting non-academic collaborations

	Awards ending in 2005/06	Awards ending in 2006/07	Awards ending in 2007/08
Percentage of Research awards reporting non-academic collaborations	33.5	35.4	37.3

Another marker for collaborative activity is the amount of income received from external organisations, such as the Arts Council and other Research Councils, to co-fund collaborative research schemes and programmes. There has been a significant increase in the past year due to greater involvement with cross-council strategic initiatives.

Table 26: Co-funding income received for collaborative research programmes

	2005/06	2006/07	2007/08
Arts Council	£160,120	£210,160	-
BBC	-	-	£145,281
Research Councils	£52,080	£349,216	£2,289,016
Government (other)	-	£28,398	-
Total	£212,200	£587,774	£2,434,297

Also, the Research Leave and Research Centres schemes require co-funding from the individual HEIs where these awards are held.

Table 27: AHRC expenditure on Research Centres and Research Leave schemes

	2005/06	2006/07	2007/08
Research Centres	£2,615,000	£1,939,000	£1,528,000
Research Leave	£5,211,000	£7,106,000	£6,509,000
Total	£7,698,000	£8,497,000	£8,037,000

User Focus

In response to recommendations from the Worry report, the Research Councils UK (RCUK) Knowledge Transfer & Economic Impact Group (KTEIG) commissioned an independent survey of users' level of satisfaction with the Research Councils. Conducted by PwC, the survey results were published in September 2007 and are available on the RCUK website (<http://www.rcuk.ac.uk/cmsweb/downloads/rcuk/economicimpact/ussurvey.pdf>)

Table 28: RCUK User Satisfaction Survey 2007 results

User satisfaction with...	Very or quite satisfied (%)
AHRC Service delivery	96
AHRC Communication	74
Relationship with the AHRC	91

Other results included an overall score of 4.52 (on a scale of 1 to 5, 5 highest), for the extent to which the AHRC meets user needs across twelve types of interaction, and that 87% of respondents would speak highly of the AHRC, while only 4% would be critical of it.

SEB user focus can be indicated by the number of institutions receiving AHRC Research and Postgraduate awards.

Table 29: The number of institutions receiving AHRC Research, Postgraduate and KT awards:

	2005/06	2006/07	2007/08
Research awards	109	101*	83†
Postgraduate awards	109	116	113
KT awards	-	-	31

*of which 2 were academic analogues
†of which 4 were academic analogues

First Destinations

The Higher Education Statistics Agency (HESA) is responsible for the Destination of Leavers from Higher Education (DLHE) survey, carried out each year approximately six months after students leave higher education, which provides information on the type of work a leaver has entered or what sort of further study they are engaged in.

AHRC funded students are identified within this population through a data matching exercise using the AHRC record of leavers. This provides data for an adequate but low proportion (approx. 50-60%) of AHRC-funded students within the data, a situation which should improve with the introduction of a Research Council identification field in the 2007/08 student record.

Issues related to the difference between the end of an AHRC award and the completion of a PhD (typically after a one year unfunded writing up period) resulted in the identification of a higher proportion of students still engaged in study in the 2004/05 survey. A wider cohort of leaving students was identified within the 2005/06 survey giving more representative figures. It shows that a high proportion of AHRC-funded PhD students enter the higher education sector as their first destination.

Table 30: First Destinations of AHRC-funded PhD students in the HESA DLHE survey

First destination	Students completing in 2004/05 academic year (%)	Students completing in 2005/06 academic year (%)
Engaged in study	23.3	4.7
Government and Public Sector - not research related	5.2	8.2
Government and Public Sector - research related	0.6	0.6
Higher Education - academic (teaching & research)	28.2	34.8
Higher Education - mainly research	12.8	11.3
Higher Education - other	2.9	2.2
Industry & Commerce - not research related	2.9	9.1
Industry & Commerce - research related	0.6	0.6
Not employed	8.4	7.2
Not known or not reported	1.7	5.3
Other employment	4.1	6.0
Research & Development (sector unknown)	1.2	0.9
School (Education other)	1.5	1.9
School Teaching or teacher training	2.6	7.2
Self employed voluntary and unpaid work	4.1	-

AHRC user focus towards the SEB can be illustrated by the proportion of AHRC-funded PhD students who go on to be employed within the SEB. This information can be determined from the annual HESA DLHE survey and the AHRC career tracking survey.

Table 31: First Destinations of AHRC-funded PhD students in the HESA DLHE survey

First destination	Students completing in 2004/05 academic year (%)	Students completing in 2005/06 academic year (%)
Overall employed in SEB	43.9	48.3
Higher education – academic (teaching and research)	64.2	72.1
Higher education – mainly research	29.1	23.4
Higher education – other	6.6	4.5

Table 32: Currently employed former AHRB-funded PhD students employed in the SEB in AHRC career tracking survey

Type of employment	%
Overall employed in the SEB	73.9
Senior academic post (permanent)	10
Lecturer (permanent)	48
Other permanent academic post	1
Research fellow	6
Post-doc	7
Other fixed-term academic post	20
Non-academic post	7
Not specified	1

An indicator for the user focus of the AHRC towards business and public services is the proportion of AHRC-funded PhD students who go on to be employed in these sectors. This information can be determined from the annual HESA DLHE survey and the AHRC career tracking survey.

Table 33: First Destinations of AHRC-funded PhD students in the HESA DLHE survey

First destination	Students completing in 2004/05 academic year (%)	Students completing in 2005/06 academic year (%)
Overall employed in business and public service	21.5	33.5
Government and Public Sector - not research related	24.3	24.3
Government and Public Sector - research related	2.7	1.9
Industry & Commerce - not research related	13.5	27.1
Industry & Commerce - research related	2.7	1.9
Other employment	18.9	17.8
School (Education other)	6.8	5.6
School Teaching or teacher training	12.2	21.5
Self employed voluntary and unpaid work	18.9	-

Table 34: Currently employed former AHRB-funded PhD students employed in the public / independent and private sectors in AHRC career tracking survey

Public / independent sector employment	%
Overall employed in public / independent sector	18.7
Independent organisation	31
Government organisation	19
Local Authority	7
School	21
FE College	4
Museum / cultural organisation	11
Other	7

Private sector employment	%
Overall employed in private sector	7.4
Creative industries	37
Business services	33
Other	30